



Selina ICSE Solutions for Class 9 Physics Chapter 4 Pressure in Fluids and Atmospheric Pressure

Exercise 4(A)

Solution 1S.

Thrust is the force acting normally on a surface.
Its S.I. unit is 'newton'.

Solution 2S.

Pressure is the thrust per unit area of the surface.
Its S.I. unit is 'newton per metre²' or 'pascal'.

Solution 3S.

- (a) Pressure is measured in 'bar'.
- (b) 1 bar = 10^5 pascal.

Solution 4S.

One pascal is the pressure exerted on a surface of area 1 m^2 by a force of 1N acting normally on it.

Solution 5S.

Thrust is a vector quantity.

Solution 6S.

Pressure is a scalar quantity.

Solution 7S.

Thrust is the force applied on a surface in a perpendicular direction and it is a vector quantity. The effect of thrust per unit area is pressure, and it is a scalar quantity.

Solution 8S.

Pressure exerted by thrust is inversely proportional to area of surface on which it acts. Thus, larger the area on which the thrust acts, lesser is the pressure exerted by it.

Example: If we stand on loose sand, our feet sink into the sand, but if we lie on that sand, our body does not sink into the sand. In both the cases, the thrust exerted on the sand is equal (equal to the weight of the body). However, when we lie on sand, the thrust acts on a large area and when we stand, the same thrust acts on a small area.

Solution 9S.

The tip of an allpin is made sharp so that large pressure is exerted at the sharp end and it can be driven into with less effort.



Solution 10S.

- (a) It is easier to cut with a sharp knife because even a small thrust causes great pressure at the edges and cutting can be done with less effort.
- (b) Wide wooden sleepers are placed below the railway tracks so that the pressure exerted by the rails on the ground becomes less.

Solution 11S.

A substance which can flow is called a fluid.

Solution 12S.

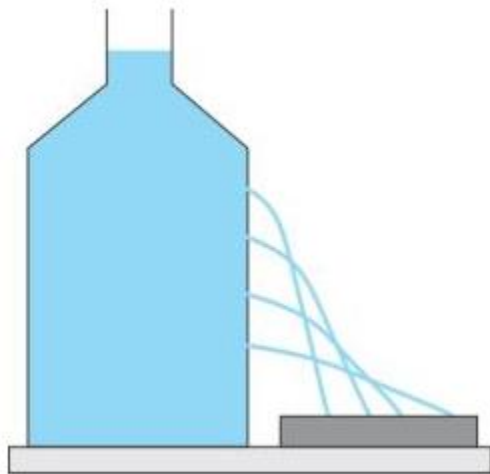
Due to its weight, a fluid exerts pressure in all directions; the pressure exerted by the fluid is called fluid pressure.

Solution 13S.

A solid exerts pressure only on the surface on which it is placed, i.e. at its bottom, but a fluid exerts pressure at all points in all directions.

Solution 14S.

Take a can or large plastic bottle filled with water. Place it on a horizontal surface. Make a series of holes in the wall of the vessel anywhere below the free surface of the liquid. The water spurts out through each hole. This shows that the liquid exerts pressure at each point on the wall of the bottle.



Liquid exerts pressure at all points in all directions

Solution 15S.

Pressure at a point in a liquid depends upon the following three factors:

1. Depth of the point below the free surface.
2. Density of liquid.



3. Acceleration due to gravity.

Solution 16S.

$$P = P_o + h\rho g$$

Here, P = Pressure exerted at a point in the liquid

P_o = Atmospheric pressure

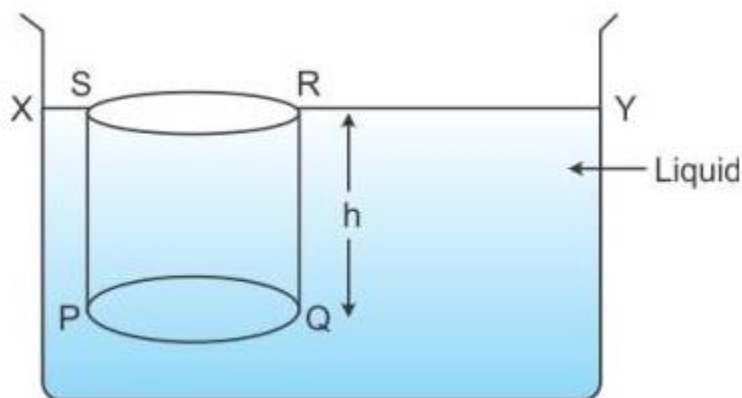
h = Depth of the point below the free surface

ρ = Density of the liquid

g = Acceleration due to gravity

Solution 17S.

Consider a vessel containing a liquid of density ρ . Let the liquid be stationary. In order to calculate pressure at a depth, consider a horizontal circular surface PQ of area A at a depth h below the free surface XY of the liquid. The pressure on the surface PQ will be due to the thrust of the liquid contained in cylinder PQRS of height h with PQ as its base and top face RS lying on the free surface XY of the liquid.



$$\begin{aligned} \text{Total thrust exerted on the surface PQ} \\ &= \text{Weight of the liquid column PQRS} \\ &= \text{Volume of liquid column PQRS} \times \text{density} \times g \\ &= (\text{Area of base PQ} \times \text{height}) \times \text{density} \times g \\ &= (A \times h) \times \rho \times g \end{aligned}$$

This thrust is exerted on the surface PQ of area A. Therefore, pressure is given as shown below.

$$P = \text{Thrust on surface} / \text{Area of surface}$$

$$P = Ah \rho g / A = h\rho g$$

Thus, Pressure = depth \times density of liquid \times acceleration due to gravity

Solution 18S.

Due to dissolved salts, density of sea water is more than the density of river water, so pressure at a certain depth in sea water is more than that at the same depth in river water.



Solution 19S.

(a) $P_2 = P_1 + h \rho g$,

(b) $P_2 > P_1$

Solution 20S.

The reason is that when the bubble is at the bottom of the lake, total pressure exerted on it is the atmospheric pressure plus the pressure due to water column. As the gas bubble rises, due to decrease in depth the pressure due to water column decreases. By Boyle's law, $PV = \text{constant}$, so the volume of bubble increases due to decrease in pressure, i.e., the bubble grows in size.

Solution 21S.

The pressure exerted by a liquid increases with its depth. Thus as depth increases, more and more pressure is exerted by water on wall of the dam. A thicker wall is required to withstand greater pressure, therefore, the thickness of the wall of dam increases towards the bottom.

Solution 22S.

The sea divers need special protective suit to wear because in deep sea, the total pressure exerted on the diver's body is much more than his blood pressure. To withstand it, he needs to wear a special protective suit.

Solution 23S.

Laws of liquid pressure:

1. Pressure at a point inside the liquid increases with the depth from its free surface.
2. In a stationary liquid, pressure is same at all points on a horizontal plane.
3. Pressure is same in all directions about a point in the liquid.
4. Pressure at same depth is different in different liquids. It increases with the increase in the density of liquid.
5. A liquid seeks its own level.

Solution 24S.

The liquid from hole B reaches a greater distance on the horizontal surface than that from hole A. This explains that liquid pressure at a point increases with the depth of point from the free surface.

Solution 25S.

- (i) As the diver moves to a greater depth, pressure exerted by sea water on him also increases.
- (ii) When the diver moves horizontally, his depth from the free surface remains constant and hence the pressure on him remains unchanged.



Solution 26S.

Pascal's law states that the pressure exerted anywhere in a confined liquid is transmitted equally and undiminished in all directions throughout the liquid.

Solution 27S.

Two applications of Pascal's law:

1. Hydraulic press
2. Hydraulic jack

Solution 28S.

The principle of a hydraulic machine is that a small force applied on a smaller piston is transmitted to produce a large force on the bigger piston.

Hydraulic press and hydraulic brakes work on this principle.

Solution 29S.

Hydraulic press works on principle of hydraulic machine.

It states that a small force applied on a smaller piston is transmitted to produce a large force on the bigger piston.

Use: It is used for squeezing oil out of linseed and cotton seeds.

Solution 30S.

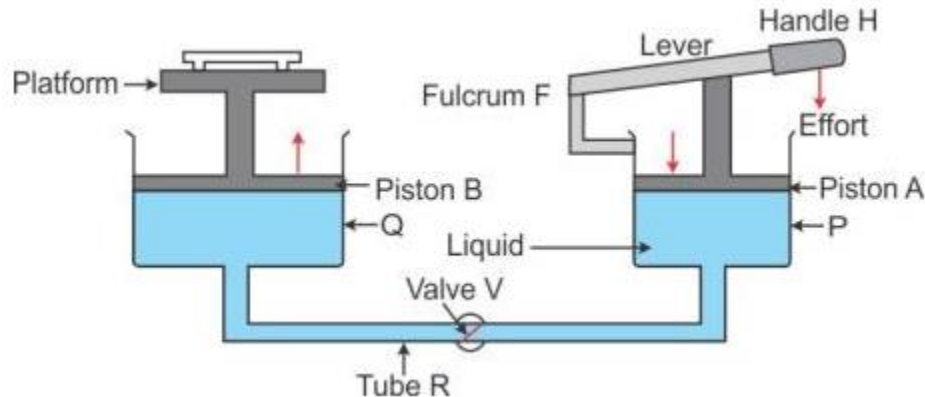
(i) X : Press Plunger; Y: Pump Plunger

(ii) When the lever is moved down, valve B closes and valve A opens, so the water from cylinder P is forced into the cylinder Q.

(iii) Valve B closes due to an increase in pressure in cylinder P. This pressure is transmitted to the connecting pipe and when the pressure in connecting pipe becomes greater than the pressure in the cylinder Q, valve A opens up.

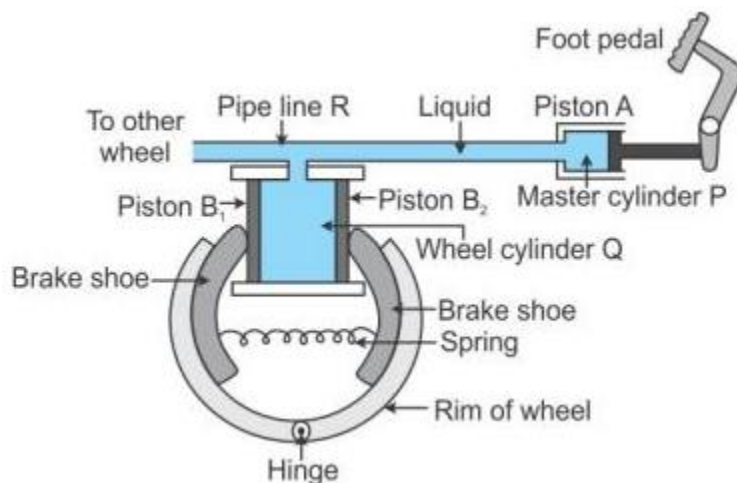
(iv) When the release valve is opened, the ram (or press) plunger Q gets lowered and water of the cylinder Q runs out in the reservoir.

Solution 31S.



Working: When handle H of the lever is pressed down by applying an effort, the valve V opens because of increase in pressure in cylinder P. The liquid runs out from the cylinder P to the cylinder Q. As a result, the piston B rises up and it raises the car placed on the platform. When the car reaches the desired height, the handle H of the lever is no longer pressed. The valve V gets closed (since the pressure on the either side of the valve becomes same) so that the liquid may not run back from the cylinder Q to cylinder P.

Solution 32S.



Working: To apply brakes, the foot pedal is pressed due to which pressure is exerted on the liquid in the master cylinder P, so liquid runs out from the master cylinder P to the wheel cylinder Q. As a result, the pressure is transmitted equally and undiminished through the liquid to the pistons B_1 and B_2 of the wheel cylinder. Therefore, the pistons B_1 and B_2 get pushed outwards and brake shoes get pressed against the rim of the wheel due to which the motion of the vehicle retards. Due to transmission of pressure through the liquid, equal pressure is exerted on all the wheels of the vehicle connected to the pipe line R.



Student's Favourite Academy

Shop No. 5, "Umang" Vasant Utsav C H S Ltd., Thakur Village, Kandivali E, Mumbai – 400 101 Phone : 8828132765, 9833035468
Email : favouriteacademy@gmail.com

On releasing the pressure on the pedal, the liquid runs back from the wheel cylinder Q to the master cylinder P and the spring pulls the break shoes to their original position and forces the pistons B_1 and B_2 to return back into the wheel cylinder Q. Thus, the brakes get released.

Solution 33S.

(a) $h \rho g$ (b) same (c) the same (d) directly proportional (e) directly proportional.

Solution 1M.

Pa

Solution 2M.

$h \rho g$

Solution 3M.

$P_1 < P_2$

Solution 4M.

$P_2 - P_1 = h \rho g$

Solution 1N.

1. Force exerted, $F = 1.5 \text{ N}$

Area of cross-section of tip of nail A, $a_1 = 2 \text{ mm}^2 = 2 \times 10^{-6} \text{ m}^2$

Area of cross-section of tip of nail B, $a_2 = 6 \text{ mm}^2 = 6 \times 10^{-6} \text{ m}^2$

Pressure on nail A = $\frac{F}{a_1} = \frac{1.5}{2 \times 10^{-6}} = 7.5 \times 10^5 \text{ pascal}$

Pressure on nail B = $\frac{F}{a_2} = \frac{1.5}{6 \times 10^{-6}} = 2.5 \times 10^5 \text{ pascal}$

Solution 2N.



$$1 \text{ kgf} = 10 \text{ N}$$

$$\therefore g = 10 \text{ m s}^{-2}$$

a) Thrust is

$$F = mg = 7.5 \text{ kg} \times 10 = 75 \text{ N}$$

b) Pressure is force per area.

$$\therefore P = \frac{F}{A_{\text{base}}} = \frac{75}{12 \times 10^{-2} \times 8 \times 10^{-2}}$$

$$\therefore P = 7812.5 \text{ Pa}$$

Solution 3N.

2. Given height, $h = 1.5 \text{ m}$

Density of water, $\rho = 10^3 \text{ kg m}^{-3}$

Acceleration due to gravity, $g = 9.8 \text{ m/s}^2$

Area of base of the vessel, $a = 100 \text{ cm}^2 = 100 \times 10^{-4} \text{ m}^2$

(a) Pressure, $P = h\rho g$

$$\text{or, } P = 1.5 \times 10^3 \times 9.8$$

$$\text{or, } P = 1.47 \times 10^4 \text{ Nm}^{-2}$$

(b) Thrust = Pressure \times area

$$\text{or, thrust} = 1.47 \times 10^4 \times 100 \times 10^{-4} \text{ N}$$

$$\text{or, thrust} = 147 \text{ N}$$

Solution 4N.

3. Given Area of base of vessel, $a = 300 \text{ cm}^2 = 300 \times 10^{-4} \text{ m}^2$

Density of water, $\rho = 1000 \text{ kg m}^{-3}$

Depth, $h = 6 \text{ cm} = 0.06 \text{ m}$

Acceleration due to gravity, $g = 10 \text{ ms}^{-2}$

(a) Pressure = $h\rho g = 0.06 \times 1000 \times 10 = 600 \text{ pascal}$

(b) Thrust, $T = \text{pressure} \times \text{area} = 600 \times 300 \times 10^{-4} = 18 \text{ N}$

Solution 5N.



4. (a) Given, density of mercury $\rho' = 13.6 \text{ gcm}^{-3}$

Height of mercury column, $h' = 70 \text{ cm}$

Acceleration due to gravity, $g = 9.8 \text{ ms}^{-2}$

Let h be the height of the water column.

Density of water $\rho = 1 \text{ gcm}^{-3}$

Given, pressure exerted by mercury column = pressure exerted by water column

or, $h'\rho'g = h\rho g$

$$\text{or, } h = \frac{h'\rho'}{\rho} = \frac{70 \times 13.6}{1} = 952 \text{ cm or } 9.52 \text{ m}$$

4. (b) No, the height of the water column shall not change.

Solution 6N.

5. Pressure of water on ground floor = 40,000 pascal

Pressure of water on first floor = 10,000 pascal

Density of water, $\rho = 1000 \text{ kg m}^{-3}$

Acceleration due to gravity, $g = 10 \text{ ms}^{-2}$

Let h be the height of the first floor.

Difference in water pressure between ground and first floor = $h \rho g$

$$\text{or, } (40,000 - 10,000) = h (1000) (10)$$

$$\text{or, } h = 3 \text{ m}$$

Solution 7N.

6. Length of mercury columns in two arms is equal.

1 cm

Height to which water is poured in one arm, $h = 13.6 \text{ cm}$

Let h' be the rise in the mercury level in the other arm.

Given, density of mercury = $13.6 \times 10^3 \text{ kgm}^{-3}$

Density of water = 10^3 kgm^{-3}

Pressure due to water on one arm = Pressure on mercury column in the other arm

$$\text{or, } 13.6 \times 10^3 \times g = h' \times 13.6 \times 10^3 \times g$$

$$\text{or, } h' = 1 \text{ cm}$$

Solution 8N.



Student's Favourite Academy

Shop No. 5, "Umang" Vasant Utsav C H S Ltd., Thakur Village, Kandivali E, Mumbai – 400 101 Phone : 8828132765, 9833035468
Email : favouriteacademy@gmail.com

7. Force on narrow piston, $F_1 = 2\text{N}$

Area of cross-section of narrow piston, $A_1 = 10\text{ cm}^2$

Let Force on wider piston be F_2

Area of cross-section of wider piston, $A_2 = 100\text{ cm}^2$

By the principle of hydraulic machine,

Pressure on narrow piston = pressure on wider piston

$$\text{or, } \frac{F_1}{A_1} = \frac{F_2}{A_2}$$

$$\text{or, } \frac{2}{10} = \frac{F_2}{100}$$

$$\text{or, } F_2 = 20\text{N}$$

Solution 9N.

8. Let the ratio of area of cross-section of the master cylinder and wheel cylinder be $A_1 : A_2$

Force on pedal, $F_1 = 0.5\text{N}$

Force on break shoe, $F_2 = 15\text{N}$

By the principle of hydraulic machine,

Pressure on narrow piston = pressure on wider piston

$$\text{or, } \frac{F_1}{A_1} = \frac{F_2}{A_2}$$

$$\text{or, } \frac{F_1}{F_2} = \frac{A_1}{A_2}$$

$$\text{or, } \frac{A_1}{A_2} = \frac{0.5}{15}$$

$$\text{or, } \frac{A_1}{A_2} = \frac{1}{30}$$

Thus, the required ratio is 1:30

Solution 10N.



Student's Favourite Academy

Shop No. 5, "Umang" Vasant Utsav C H S Ltd., Thakur Village, Kandivali E, Mumbai – 400 101 Phone : 8828132765, 9833035468

Email : favouriteacademy@gmail.com

9. Area of small piston $A_1 = 5 \text{ cm}^2$

Area of wider piston, $A_2 = 625 \text{ cm}^2$

Force on small piston be F_1

Force on wider piston or load, $F_2 = 1250 \text{ N}$

By the principle of hydraulic machine,

Pressure on narrow piston = pressure on wider piston

$$\text{or, } \frac{F_1}{A_1} = \frac{F_2}{A_2}$$

$$\text{or, } \frac{F_1}{5} = \frac{1250}{625}$$

$$\text{or, } F_1 = \frac{1250}{625} \times 5$$

$$\text{or, } F_1 = 10 \text{ N}$$

Assumption: No friction or leakage of liquid happens.

Solution 11N.

10. (i) Diameter of the neck of the bottle, $d_1 = 2 \text{ cm}$

Diameter of the bottom of the bottle, $d_2 = 10 \text{ cm}$

Force on the cork in the neck, $F_1 = 1.2 \text{ kgf}$

Force on the bottom be F_2

By the principle of hydraulic machine,

Pressure on neck = pressure on bottom

$$\text{or, } \frac{F_1}{A_1} = \frac{F_2}{A_2}$$

$$\text{or, } \frac{1.2}{\pi(d_1/2)^2} = \frac{F_2}{\pi(d_2/2)^2}$$

$$\text{or, } F_2 = \frac{1.2}{(2)^2} \times (10)^2 = 30 \text{ kgf}$$

(ii) Pascal's law has been used to find the force.

Solution 12N.



Student's Favourite Academy

Shop No. 5, "Umang" Vasant Utsav C H S Ltd., Thakur Village, Kandivali E, Mumbai – 400 101 Phone : 8828132765, 9833035468

Email : favouriteacademy@gmail.com

11. Ratio of diameter of smaller piston to bigger piston = 5 : 25

∴ Ratio of area of smaller piston to bigger piston = 25 : 625

Force applied on smaller piston, $F_1 = 50$ kgf

Let F_2 be the force on the bigger piston.

By the principle of hydraulic machine,

Pressure on narrow piston = pressure on wider piston

$$\text{or, } \frac{F_1}{A_1} = \frac{F_2}{A_2}$$

$$\text{or, } \frac{F_1}{F_2} = \frac{A_1}{A_2}$$

$$\text{or, } \frac{50}{F_2} = \frac{25}{625}$$

$$\text{or, } F_2 = 50 \times \frac{625}{25} = 1250 \text{ kgf}$$

Solution 13N.

Data is incomplete

Solution 14N.

In a hydraulic machine

Pressure on narrow piston = Pressure on wider piston

$$\therefore P_1 = P_2$$

$$\therefore \frac{F_1}{A_1} = \frac{F_2}{A_2}$$

$$\therefore \frac{F_1}{2 \times 10^{-4}} = \frac{150}{12 \times 10^{-4}}$$

$$\therefore F_1 = \frac{150}{12 \times 10^{-4}} \times 2 \times 10^{-4}$$

$$\therefore F_1 = \frac{150}{12} \times 2 = 25 \text{ N}$$

Exercise 4(B)

Solution 1S.

The thrust exerted per unit area of the earth surface due to column of air, is called the atmospheric pressure on the earth surface.



Solution 2S.

1.013×10^5 pascal

Solution 3S.

Atmospheric pressure is measured in 'torr'.

1 torr = 1 mm of Hg.

Solution 4S.

At normal temperature and pressure, the barometric height is 0.76 m of Hg at sea level which is taken as one atmosphere.

1 atmosphere = 0.76 m of Hg = 1.013×10^5 pascal

Solution 5S.

We do not feel uneasy under enormous pressure of the atmosphere above as well as around us because of the pressure of our blood, known as blood pressure, is slightly more than the atmospheric pressure. Thus, our blood pressure balances the atmospheric pressure.

Solution 6S.

Experiment to demonstrate that air exerts pressure:

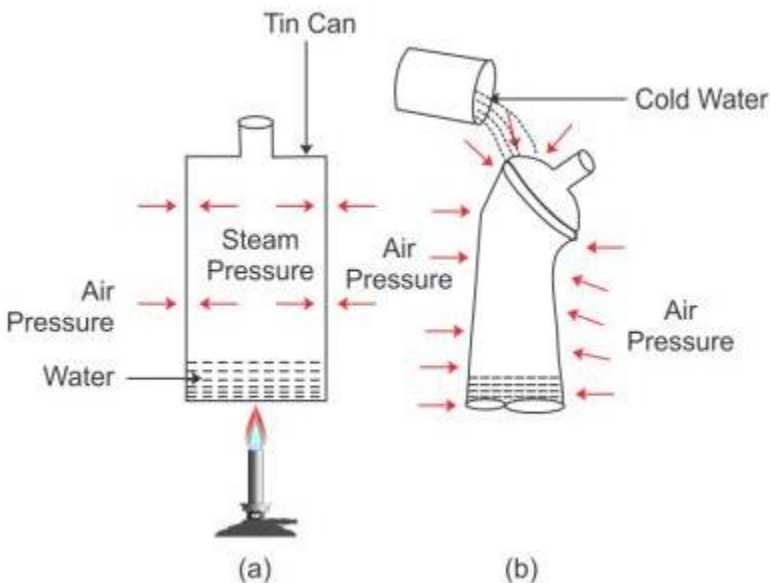
Take a thin can fitted with an airtight stopper. The stopper is removed and a small quantity of water is boiled in the can. Gradually the steam occupies the entire space of can by expelling the air from it [Fig (a)]. Then stopper is then tightly replaced and simultaneously the flame beneath the can is removed. Cold water is then poured over the can.

It is observed that the can collapses inwards as shown in fig (b).

The reason is that the pressure due to steam inside the can is same as the air pressure outside the can [Fig (a)]. However, on pouring cold water over the can, fitted with a stopper [fig (b)], the steam inside the can condenses producing water and water vapour at very low pressure. Thus, the air pressure outside the can becomes more than the vapour pressure inside the closed can.



Consequently, the excess atmospheric pressure outside the can causes it to collapse inwards.



Solution 7S.

(i) When air is removed from the balloon, the pressure inside the balloon (which was due to air in it) is much less than the atmospheric pressure outside and hence the balloon collapses.

(ii) Water is held inside the dropper against the atmospheric pressure because the pressure due to height column of liquid inside the dropper is less than the atmospheric pressure. By pressing the dropper we increase the pressure inside the dropper and when it becomes greater than the atmospheric pressure the liquid comes out of the dropper.

(iii) There is no air inside a completely filled and sealed can. When a single hole is made to drain out the oil from the can, some of the oil will come out and due to that the volume of air above the oil will increase and hence the pressure of air will decrease. But if two holes are made on the top cover of the can, air outside the can will enter it through one hole and exert atmospheric pressure on the oil from inside along with the pressure due to oil column, and it will come out of the can from the other hole.

Solution 8S.

When syringe is kept with its opening just inside a liquid and its plunger is pulled up in the barrel, the pressure of air inside the barrel below the plunger becomes much less than the atmospheric pressure acting on the liquid. As a result, the atmospheric pressure forces the liquid to rise up in the syringe.

Solution 9S.

In a water pump, on pulling the piston up, the pressure of air inside the siphon decreases and the atmospheric pressure on the water outside increases. As a result, the atmospheric pressure pushes the water up in pump.



Solution 10S.

- (a) Pressure increases inside the bell jar.
- (b) Pressure decreases inside the balloon.

Solution 11S.

A barometer is used to measure atmospheric pressure.

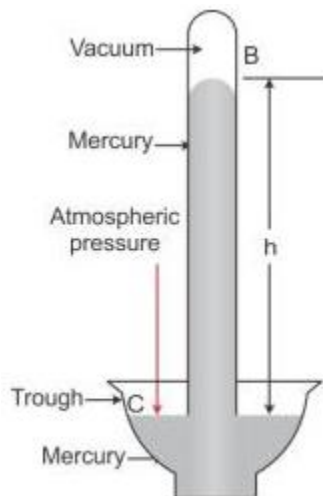
Solution 12S.

A barometer is an instrument which is used to measure the atmospheric pressure.

Construction of a simple barometer:

A simple mercury barometer can be made with a clear, dry, thick-walled glass tube about 1 metre long. The glass tube is sealed at one end and is filled with mercury completely. While filling the tube with mercury care has to be taken so that there are no air bubbles present in the mercury column. Close the open end with thumb and turn the tube upside down carefully over a trough containing mercury. Dip the open end under the mercury level in the trough and remove the thumb.

The mercury level in the tube falls until it is about 76 cm ($h = 760$ mm) vertically above the mercury level. It is the atmospheric pressure acting on the surface of the mercury in the trough that supports the vertical mercury column. The empty space above the mercury column is called the 'Torricellian vacuum'.



Solution 13S.

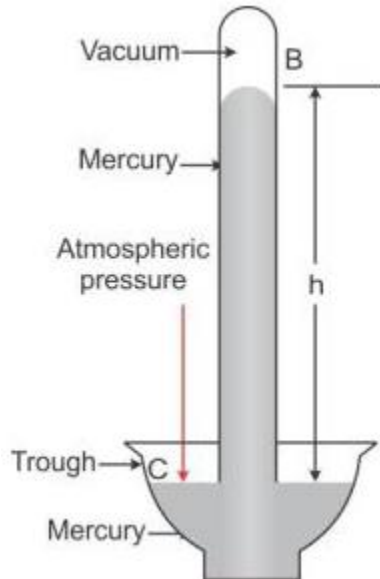
In given figure, at all points such as C on the surface of mercury in trough, only the atmospheric pressure acts. When the mercury level in the tube becomes stationary, the pressure inside tube at the point A, which is at the level of point C, must be same as that at the point C. The pressure at point A is due to the weight (or thrust) of the mercury column AB above it. Thus, the vertical height of the mercury column from the mercury surface in trough to the level in tube is a measure of the atmospheric pressure. The vertical of the mercury column in it (i.e., $AB = h$) is called the barometric height.



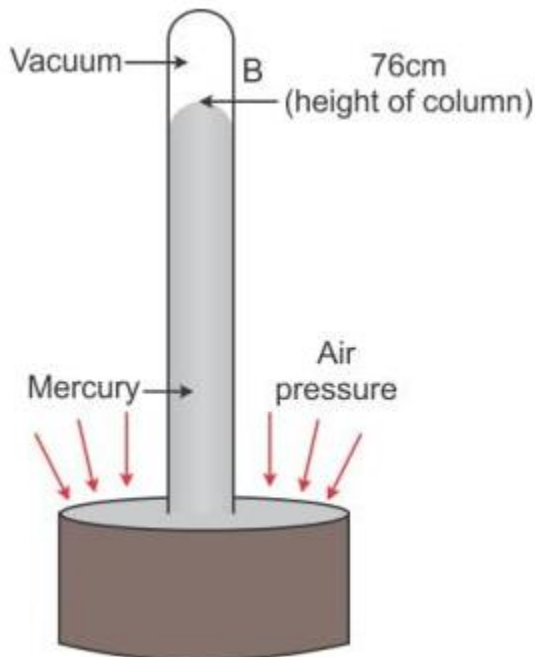
Student's Favourite Academy

Shop No. 5, "Umang" Vasant Utsav C H S Ltd., Thakur Village, Kandivali E, Mumbai – 400 101 Phone : 8828132765, 9833035468
Email : favouriteacademy@gmail.com

Had the pressure at points A and C be not equal, the level of mercury in the tube would not have been stationary.



Solution 14S.



Solution 15S.

It is the atmospheric pressure acting on the surface of the mercury in the trough that supports the vertical mercury column. Hence, barometric height is used as unit to express the atmospheric pressure.



Solution 16S.

The atmospheric pressure at a place is 76 cm of Hg means at normal temperature and pressure, the height of the mercury column supported by the atmospheric pressure is 76 cm.

76 cm of Hg = 1.013×10^5 pascal

Solution 17S.

The space above mercury is a vacuum. This empty space is called 'Torricellian vacuum'.

This can be shown by tilting the tube till the mercury fills the tube completely. Again when the mercury column becomes stationary, the empty space is created above the mercury column. If somehow air enters into the empty space or a drop of water gets into the tube, it will immediately vaporize and the air will exert pressure on mercury column due to which the barometric height will decrease.

Solution 18S.

- (a) The barometric height remains unaffected.
- (b) The barometric height remains unaffected.
- (c) The barometric height decreases.

Solution 19S.

Two uses of barometer:

1. To measure the atmospheric pressure.
2. For weather forecasting

Solution 20S.

Two advantages of using mercury as barometric liquid:

1. The density of mercury is greater than that of all the liquids, so only 0.76m height of mercury column is needed to balance the normal atmospheric pressure.
2. The mercury neither wets nor sticks to the glass tube therefore it gives the correct reading.

Solution 21S.

Water is not a suitable barometric liquid because:

1. The vapour pressure of water is high, so its vapours in the vacuum space will make the reading inaccurate.
2. Water sticks with the glass tube and wets it, so the reading becomes inaccurate.

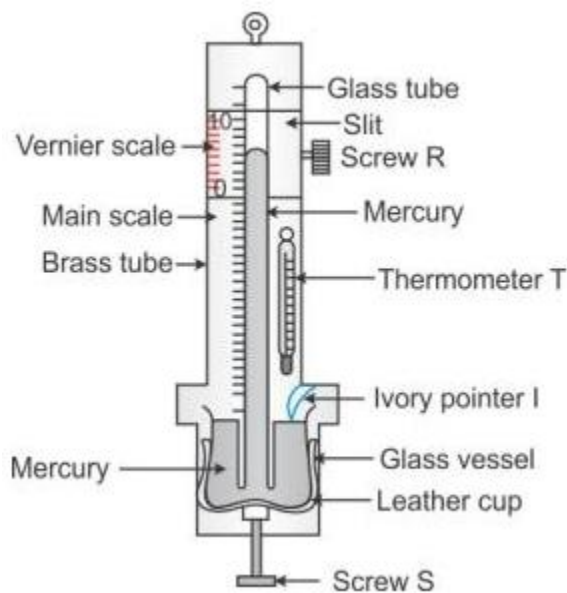
Solution 22S.

In a simple barometer, there is no protection for the glass tube but in Fortin's barometer, this defect has been removed by enclosing the glass tube in a brass case.



In a simple barometer, a scale cannot be fixed with the tube (or it cannot be marked on the tube) to measure the atmospheric pressure but Fortin's barometer is provided with a vernier calipers to measure the accurate reading.

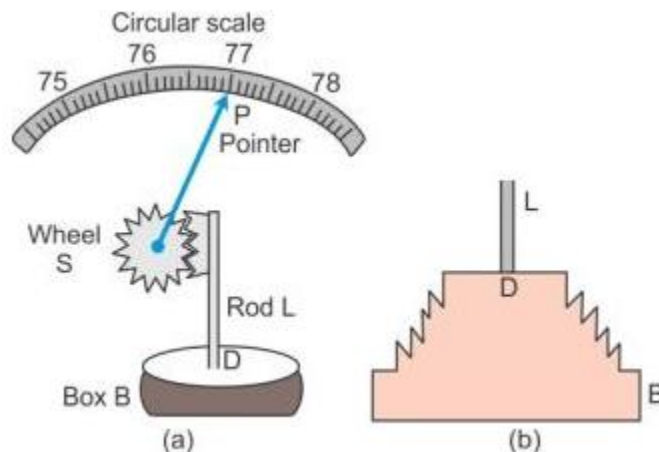
Solution 23S.



To measure the atmospheric pressure, first the leather cup is raised up or lowered down with the help of the screw S so that the ivory pointer I just touches the mercury level in the glass vessel. The position of the mercury level in the barometer tube is noted with the help of main scale and the vernier scale. The sum of the vernier scale reading to the main scale reading gives the barometric height.

Solution 24S.

A barometer calibrated to read directly the atmospheric pressure is called an aneroid barometer. It has no liquid, it is light and portable.





Student's Favourite Academy

Shop No. 5, "Umang" Vasant Utsav C H S Ltd., Thakur Village, Kandivali E, Mumbai – 400 101 Phone : 8828132765, 9833035468
Email : favouriteacademy@gmail.com

Construction: Figure above shows the main parts of an aneroid barometer. It consists of a metallic box B which is partially evacuated. The top D of the box is springy and corrugated in form of a diaphragm as shown. At the middle of diaphragm, there is a thin rod L toothed at its upper end. The teeth of rod fit well into the teeth of a wheel S attached with a pointer P which can slide over a circular scale. The circular scale is initially calibrated with a standard barometer so as to read the atmospheric pressure directly in terms of the barometric height.

Working: When atmospheric pressure increases, it presses the diaphragm D and the rod L gets depressed. The wheel S rotates clockwise and pointer P moves to the right on the circular scale. When atmospheric pressure decreases, the diaphragm D bulges out due to which the rod L moves up and the wheel S rotates anti-clockwise. Consequently, the pointer moves to the left.

Solution 25S.

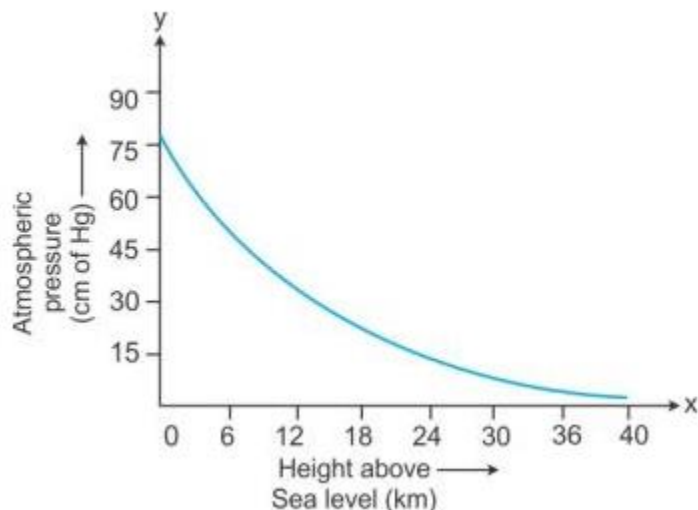
Aneroid barometer has no liquid and it is portable. It is calibrated to read directly the atmospheric pressure.

Solution 26S.

- (i) In a mine, reading of a barometer increases.
- (ii) On hills, reading of barometer decreases.

Solution 27S.

The atmospheric pressure decreases with an increase in the altitude.



Solution 28S.

Factors that affect the atmospheric pressure are:

1. Height of air column
2. Density of air



Solution 29S.

A fountain pen filled with ink contains some air at a pressure equal to atmospheric pressure on earth's surface. When pen is taken to an altitude, atmospheric pressure is low so the excess pressure inside the rubber tube forces the ink to leak out.

Solution 30S.

On mountains, the atmospheric pressure is quite low. As such, nose bleeding may occur due to excess pressure of blood over the atmospheric pressure.

Solution 31S.

An altimeter is a device used in aircraft to measure its altitude.

Principle: Atmospheric pressure decreases with the increase in height above the sea level; therefore, a barometer measuring the atmospheric pressure can be used to determine the altitude of a place above the sea level.

The scale of altimeter is graduated with height increasing towards left because the atmospheric pressure decreases with increase of height above the sea level.

Solution 32S.

- (a) It indicates that the moisture is increasing i.e., there is a possibility of rain.
- (b) It indicates the coming of a storm or cyclone.
- (c) It indicates that the moisture is decreasing i.e., it indicates dry weather.

Solution 1M.

1 torr = 1 mm of Hg

Solution 2M.

76 cm of Hg

Solution 3M.

Solution 1N.

1. Density of Hg = $13.6 \times 10^3 \text{ kgm}^{-3}$
Acceleration due to gravity, $g = 9.8 \text{ ms}^{-2}$
Height of mercury column = 1mm = 0.001 m
 \therefore Pressure, $P = h\rho g$
or, $P = (0.001)(13.6 \times 10^3)(9.8)$ pascal
or, $P = 133.28 \text{ Pa}$



Solution 2N.

2. Relative Density of Hg = 1.36 = $13.6 \times 10^3 \text{ kgm}^{-3}$

Acceleration due to gravity, $g = 9.8 \text{ ms}^{-2}$

Height of mercury column = 0.70 m

∴ Pressure, $P = h\rho g$

or, $P = (0.7)(1.36 \times 10^3)(9.8)$ pascal

or, $P = 93.3 \times 10^3 \text{ Pa}$

Let h be the height of water column

Then, $P = h(\text{density of water})g$

or, $93.3 \times 10^3 = h \times 10^3 \times 9.8$

or, $h = 9.52 \text{ m}$

Solution 3N.

3. Atmospheric pressure, $P = 76 \text{ cm Hg}$

Rate at which pressure falls = 10 mm of Hg per 120 m of ascent = 1 cm of Hg per 120 m of ascent

Let h be the height of the hill.

Pressure at hill, $P' = 70 \text{ cm Hg}$

Total fall in pressure = $P - P' = (76-70) \text{ cm Hg} = 6 \text{ cm Hg}$

Now, fall in pressure is 1 cm Hg for every 120m increase in height.

Thus, if the fall in pressure is 6 cm Hg, increase in height shall be $(6 \times 120) \text{ m} = 720\text{m}$

∴ Height of the hill = 720 m

Assumption: Atmospheric pressure falls linearly with ascent.

Solution 4N.

4. Atmospheric pressure, $P = 1.04 \times 10^5 \text{ Pa}$

Acceleration due to gravity, $g = 10 \text{ ms}^{-2}$

Density, $\rho = 1.3 \text{ kgm}^{-3}$

Let h be the height of the atmosphere.

$P = h\rho g$

∴ $h = \frac{P}{\rho g} = \frac{1.04 \times 10^5}{1.3 \times 10} = 8000 \text{ m}$

Solution 5N.



Student's Favourite Academy

Shop No. 5, "Umang" Vasant Utsav C H S Ltd., Thakur Village, Kandivali E, Mumbai – 400 101 Phone : 8828132765, 9833035468
Email : favouriteacademy@gmail.com

Let $h = 107$ m be the height above sea level

$$\therefore P_h - P_{sea} = \rho_{air}gh$$

$$\therefore \rho_m gh_f - \rho_m gh_i = \rho_{air}gh$$

$$\therefore \rho_m g\Delta h = \rho_{air}gh$$

$$\therefore \Delta h = \frac{\rho_{air}h}{\rho_m} = \frac{1.295 \times 107}{13.6 \times 10^3}$$

$$\therefore \Delta h = 0.010 \text{ m of Hg}$$

$$\therefore \Delta h = 10 \text{ mm of Hg}$$